

MANUFACTURERS OF  
FABRIC COVERED  
ACOUSTICAL  
WALL PANELS,  
HANGING  
SOUND Baffles,  
TACKBOARDS,  
DISPLAY BOARDS,  
DECORATIVE  
WALL PANELS,  
AND OTHER  
FINE PRODUCTS.

W O R K I N G W A L L S

**GENERAL SERVICES ADMINISTRATION  
FEDERAL SUPPLY SERVICE  
PRODUCT INFORMATION**

FSC Group 71, Part I, Office Furniture  
Contract Numbers GS-28F-7062G & GS-28F-0020T  
Contract Period 12/1/96 to 11/30/11

Working Walls, Inc.  
100 Hayes Drive, Unit B  
Cleveland, OH 44131  
Phone: (216) 749-7850  
Fax: (216) 749-7855  
Email: [wwalls@stratos.net](mailto:wwalls@stratos.net)  
[www.workingwalls.com](http://www.workingwalls.com)

**GENERAL INFORMATION  
PRODUCT DESCRIPTION**

# CUSTOMER INFORMATION

Contents	Page
Specification Template	2
Decorative Tackboards	3
APS-3 Panels	4
Hi-Impact APS-3 Panels	5
Inlay Concepts	6
Edge and Corner Options	7
Mounting Options	8
Ordering Procedure	9
Dec Tack Panel Prices	10
APS Panel Prices	11
Mounting Upcharges	12
Inlay Upcharges	13
Mobile Pres. Ctr. Prices	14

FSC 71-I, OFFICE FURNITURE  
Contract Number GS-28F-7062G  
Contract Period: 12/1/96 to 11/30/06

## Contractor

Working Walls, Inc.  
100 Hayes Drive, Suite B  
Brooklyn Hts., OH 44131  
Tel: (216) 749-7850  
Fax: (216) 749-7855  
email: info@workingwalls.com

Size of Business: Small

## 1) Table of Awarded Items

### SIN 711-15

Contract #GS-28F-7062G  
Acoustical Wall Treatments  
Found on pages 5 & 6.

### SIN 711-20

Contract # GS-28F-0020T  
Tackboards, Display &  
Communication Boards  
Found on Pages 4 & 10.

2) **Maximum Order:** \$200,000.00

3) **Minimum Order:** \$100.00

## 4) Geographic Coverage:

48 contiguous states and  
District of Columbia

## 5) Point of Production

Working Walls, Inc.  
100 Hayes Drive, Suite B  
Brooklyn Hts., OH 44131

## 6) Call Factory for Price List

## 7) Quantity Discounts:

\$20,001 - 30,000	1%
\$30,001 - 40,000	2%
\$40,001 - 50,000	3%
\$50,001 - 60,000	4%
\$60,001 - 200,000	5%

8) **Prompt Payment Terms:** Net 30 Days

9) **Govt Commercial Credit Card:** Accepted  
(No credit card payment discount)

10) **Foreign Items:** None

11) **Time of Delivery:** 30 Days ARO  
(Overnight and 2nd Day Delivery  
available - Contact factory for rates)

12) **F.O.B. Point:** Origin

13) **Ordering Address:**  
**WORKING WALLS, INC.**  
**100 HAYES DRIVE, SUITE B**  
**BROOKLYN HTS, OH 44131**

14) **Payment Address:** Same as Item 13

15) **Warranty Provisions:** 1 Year  
commercial warranty

16) **Export Packing Charges:** N/A

17) **Terms of Credit Card Accept.:** N/A

18) **Rental, Maintenance, Repair:** N/A

19) **Installation:** Not Included

20) **Repair Parts:** N/A

21) **Distribution Point:** Same as Point of Prod.

22) **Participating Dealers:** None

23) **Preventative Maintenance:** N/A

24) **Y2K Compliant:** Yes

25) **Environmental Attributes:** Base of MP1-30 is recyclable

26) **DUNS Number:** 027486703

27) **Registered In CCR Database:** Yes

## Cancellation:

No cancellation charges prior to production. After production has begun, charges will be for actual costs incurred that Working Walls can not recover within 6 months.

## Return Policy:

Any items returned which can not be sold in a 6 month period will be charged to customer.

## THREE PART ARCHITECTURAL SPECIFICATIONS

**NOTE: Fill-In-The-Blanks or Choice of Description below is highlighted by underlining {\_\_\_\_\_}.**

### SECTION 09521 - ACOUSTICAL WALL PANELS

#### PART 1 - GENERAL

##### 1.01 RELATED DOCUMENTS

A. Drawing and general provisions of contract, including General and Supplementary Conditions and Division 1 Specification sections, apply to work of this section.

##### 1.02 SUMMARY

A. Extent of acoustical wall panels is shown on drawings.  
B. Additional information regarding acoustical wall panels is available in the Acoustical Wall Panels Schedule.

##### 1.03 SUBMITTALS

A. Product Data: Submit manufacturer's technical data for acoustical wall panel required.  
B. Shop Drawings: Submit shop drawings indication layout of acoustical wall panel system based upon field verified dimensions; include dimensional relationships to adjoining work. Include details, dimensions, materials, edge conditions, anchorage system, construction, and other pertinent data. Clearly describe location of each fabric.  
C. Samples for Verification Purposes: Submit three 12 inch by 12 inch fabric covered acoustical wall panel samples of each type specified in this section for review and approval.  
D. Certified Test Reports: Submit test data from independent testing agency, acceptable to authorities having jurisdiction, evidencing that panel assemblies comply with requirements indicated for fire performance characteristics. Submit test data evidencing that panel assemblies comply with requirements indicated for acoustic characteristics.  
E. Certificates: Submit certificates from manufacturers of acoustical wall panels attesting that their products comply with specified requirements including those for fire performance characteristics.  
F. Maintenance Manual: Submit maintenance manual describing care and cleaning of the panels.

##### 1.04 QUALITY ASSURANCE

A. Installer Qualifications: Firm specializing in acoustical wall panel of the type and complexity required for this Project and with not less than five years experience in fabrication and installation of acoustical panel types specified.  
B. Fire Performance Characteristics: Provide acoustical wall panels, with surface burning characteristics as indicated below, which have been determined by testing assemblies of identical materials and construction according to ASTM E-84 by a testing organization acceptable to authorities having jurisdiction.  
    1. Flame Spread: 25 or less  
    2. Smoke Developed: 80 or less

##### 1.05 PRODUCT HANDLING

A. Protect acoustical wall panels from excessive moisture in shipment, storage and handling. Deliver in unopened bundles and store in a dry place with adequate air circulation. Do not deliver material to building until "wet work" such as concrete and plaster has been completed and cured to a condition of equilibrium.

##### 1.06 PROJECT CONDITIONS

A. Environmental Conditions: Do not store in, or begin installation until spaces to receive acoustical wall panels have been enclosed and maintained at approximately the same humidity and temperature conditions as planned for occupancy. Maintain temperature and humidity as recommended by panel manufacturer.  
B. Field Measurements: Check actual locations of walls, ceilings, openings and other construction to which acoustical panels must fit, by accurate field measurements, before preparation of shop drawings. Coordinate fabrication schedule with construction progress to avoid delay of work.

##### 1.07 EXTRA MATERIALS

A. Deliver extra materials to Owner. Furnish extra materials described below matching products installed, packaged with protective covering for storage and identified with appropriate labels:  
    1. Acoustical Wall Panels: Furnish quantity of full size units equal to 2.0 percent of the amount installed.

## THREE PART ARCHITECTURAL SPECIFICATIONS (cont.)

### PART 2 - PRODUCTS

#### 2.01 ACOUSTICAL WALL PANELS, GENERAL

A. Fabricate panels to sizes and configurations indicated; attach facing materials to cores to produce installed panels with visible surfaces fully covered and free of wrinkles, sags, blisters, seams, adhesive or other foreign matter and wrapped two inches to the back.

1. Fabricate back-mounted panels in factory to exact sizes required to fit wall surfaces based upon field measurements of completed substrates indicated to receive wall panels.

B. Sound Absorption Performance: Provide acoustical wall panels with minimum noise reduction coefficients (NRC) of { } or greater, as determined by testing, per ASTM C-423 for a Type A (#4) mounting. If necessary, the panels will also have a minimum sound transmission class (STC) of { } or greater, as determined by testing, per ASTM E-90.

#### 2.02 BACK MOUNTED ACOUSTICAL WALL PANELS

A. Back Mounted Acoustical Wall Panels: Working Walls Inc. **{insert product name}** panel, consisting of fabric stretched over core and complying with the following requirements:

1. **{Fiberglass, Mineral fiberboard or Perforated mineral fiberboard}** core. Nominal overall thickness of { }"
2. Panel Sizes: { }/or as indicated on drawings}.
3. Edge Detail: **{square, bevel, or radius}**.
4. Corner Detail: **{square or rounded}**.
5. Facing Material: Provide fabric applied directly to the face and edges of the panel and returned 2

inches to the back for fully finished edges and fully tailored corners. Provide facing as described below:

- (A) **{Selection from manufacturer's standard range of fabrics, or insert fabric manufacturer's name here}**
- (B) Contents: **{100% Polyester (Working Walls' standard) or other fabric contents here}**
- (C) Pattern: **{insert here if applicable}**
- (D) Color: **{insert here if applicable}**

B. Mounting Method: **{Velcro, Adhesive, Mechanical Z-clip, Magnetic tape or impaling clip/adhesive installation}**

C. Manufacturer: **Working Walls, Incorporated. Phone (216) 749-7850, Fax (216) 749-7855, email: info@workingwalls.com**

### PART 3 - EXECUTION

#### 3.01 INSTALLATION

A. Install acoustical wall panels in locations indicated with vertical surfaces and edges plumb, top edges level, and in alignment with other panels, scribed to fit adjoining work accurately at borders and penetrations. Comply with Working Walls' printed instructions for installation of panels using type of mounting accessories recommended. Do not use exposed-to-view fasteners.

B. Remove and replace panels which are damaged, soiled, glue-stained, and are unacceptable to Architect.

C. Coordinate work with finish carpentry (hardwood) panel trim work.

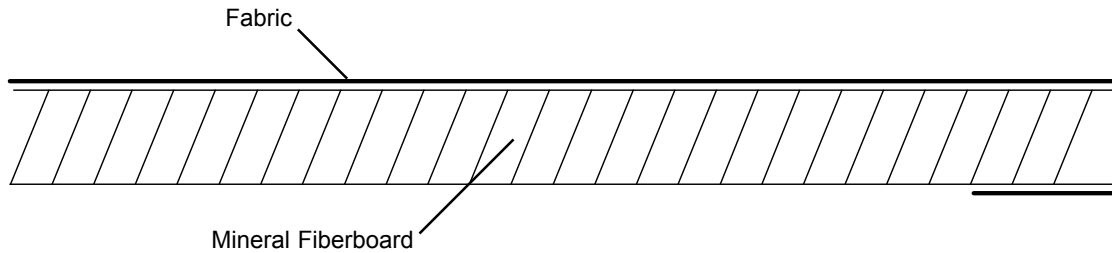
D. Examine the areas and conditions under which work of this section will be performed. Correct conditions detrimental to timely and proper completion of the work. Do not proceed until unsatisfactory conditions are corrected.

E. In addition to other stipulated requirements for cleaning, completely remove fingerprints and traces of soil using only those cleaning materials recommended for the purpose by the manufacturer of the material being cleaned.

END OF SECTION

# DECORATIVE TACK PANEL

Product Code: DT



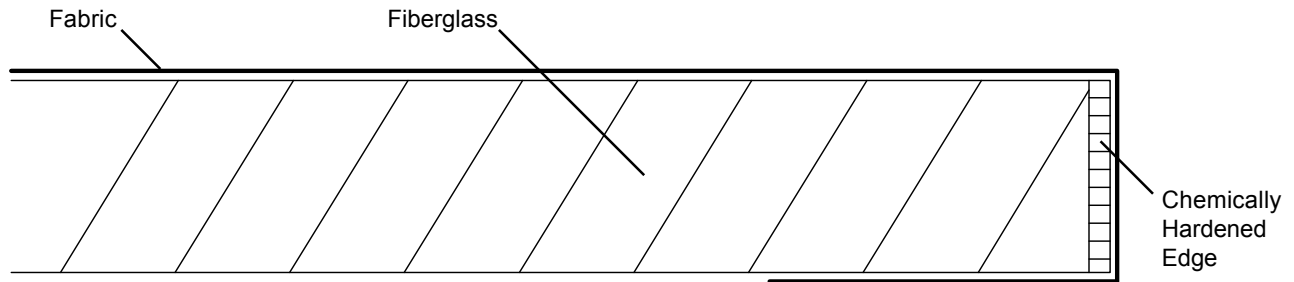
The Decorative Tack Panel is designed for use on walls where a long lasting tackable surface is needed. It can also be used as a purely visual piece adding color and texture to a room. Conference rooms, classrooms, offices and hospital patient rooms are just a few perfect applications for these panels.

## Specifications:

- Fabric covered 25 PCF pressed mineral fiberboard
- Standard fabric covering is Guilford of Maine FR701 Style 2100 fabric  
(Other fabrics by Guilford and other manufacturers are available-see price list)
- Class A fire rated
- NRC: up to .35, STC: 25
- Thickness: 1/2" (Other thicknesses are available)
- Any size available up to 4' x 10'
- Edge options: Square  
Bevelled  
Blunt Bevel  
Radius
- Corner options: Square  
Radius
- Mounting options: Velcro hook & loop tape  
Adhesive  
Adhesive with impaling clips  
Magnetic plates  
Z-clip  
Partition clip (with panel modification - see price list)

# ACOUSTICAL PANEL SYSTEM - SERIES 3

Product Code: APS-3



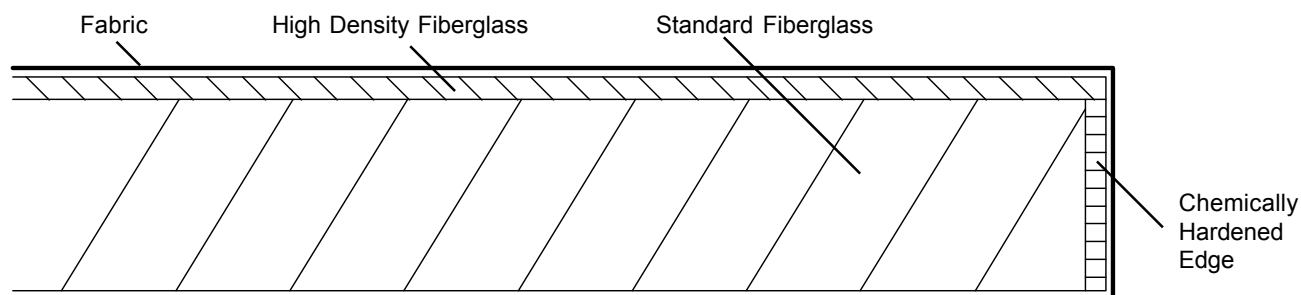
The APS-3 panel is designed to reduce sound reverberation within a room. Covering full walls or strategically placing these panels around an area can make it much quieter. These panels have been used extensively in auditoriums, conference rooms, offices, classrooms, and many other areas where the sound levels have needed adjusting.

## Specifications:

- Fabric covered 6-7 PCF fiberglass with chemically hardened edges
- Standard fabric covering is Guilford of Maine FR701 Style 2100 fabric  
(Other fabrics by Guilford and other manufacturers are available)
- Class A fire rated
- NRC: .85
- Thickness: 1" (Other thicknesses are available)
- Any size available up to 4' x 10'
- Edge options: Square  
Bevelled  
Blunt Bevel  
Radius
- Corner options: Square  
Radius
- Mounting options: Velcro hook & loop tape  
Adhesive  
Adhesive with impaling clips  
Magnetic plates  
Z-clip  
Partition clip (with panel modification)

# HIGH IMPACT APS-3

Product Code: HIAPS-3



The High Impact APS-3 has all the characteristics of the standard APS-3 panel with two added benefits. The harder face of the panel will be more resistant to damage, and the panel will have a more tackable face than the standard APS-3. These panels have applications in conference rooms, libraries, and other high traffic areas.

## Specifications:

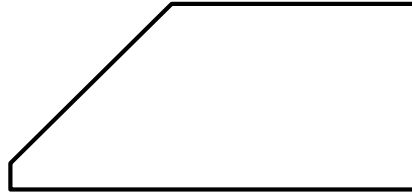
- 6-7 PCF fiberglass with chemically hardened edges faced with 1/8" thick high density impact resistant fiberglass, all covered with fabric
- Standard fabric covering is Guilford of Maine FR701 Style 2100 fabric (Other fabrics by Guilford and other manufacturers are available)
- Comprised of Class A fire rated materials
- NRC: .85
- Thickness: 1-1/8" (Other thicknesses are available)
- Any size available up to 4' x 10'
- Edge options: Square  
Bevelled  
Blunt Bevel  
Radius
- Corner options: Square  
Radius
- Mounting options: Velcro hook & loop tape  
Adhesive  
Adhesive with impaling clips  
Magnetic plates  
Z-clip  
Partition clip (with panel modification)

# EDGE AND CORNER SELECTIONS

See the individual panel specifications for availability of edge and corners.




Square Edge



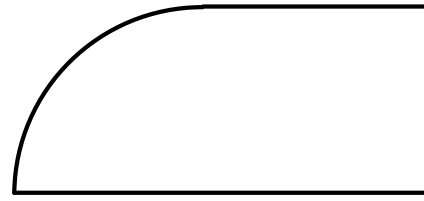
Bevelled Edge



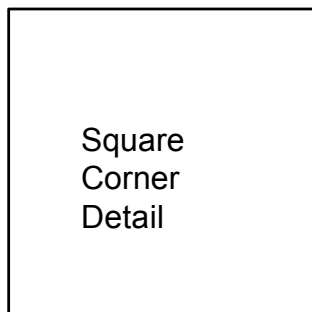
Blunt Bevelled Edge



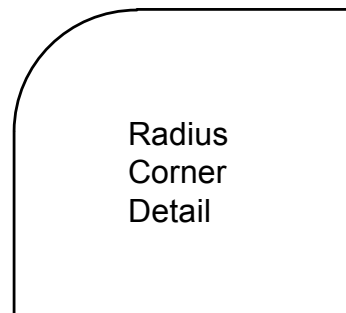
1/2" Radius Edge



1" Radius Edge



Square  
Corner  
Detail



Radius  
Corner  
Detail

# MOUNTING OPTIONS

Working Walls panels can be mounted to vertical surfaces in many different ways:

**ADHESIVE** - The panels will be supplied with no mounting hardware. Construction adhesive can be purchased locally, or directly from Working Walls.

**IMPALING CLIPS AND ADHESIVE** - The panels will be supplied with no mounting hardware attached. Impaling Clips are pronged metal plates that screw into the wall with the prongs facing outward. Adhesive is then applied to the back of the panel. The panels are impaled on the pronged plates which will hold them in place while the adhesive dries. 2 to 8 clips will be supplied per panel.

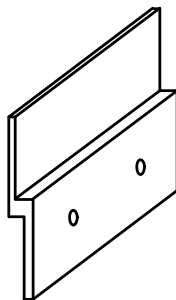
**VELCRO HOOK & LOOP TAPE** - Each panel will have the Hook tape pre-attached to the rear. Matching pieces of peel-and-stick Loop tape will be supplied. The Loop tape is attached to the wall, then stapled to the wall. The panels are hung by lining up the Hook with the Loop tape.

**MAGNETIC PLATES** - Magnetic plates will be attached to the rear of each panel. The panels can then attach to most non-aluminum metal surfaces.

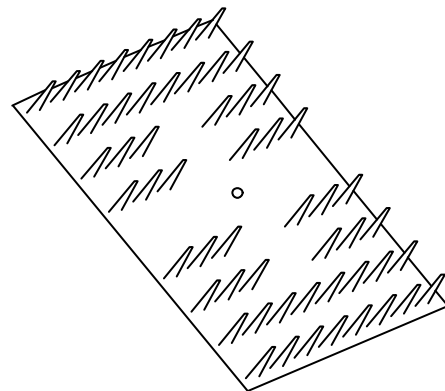
**Z-CLIPS** - Metal "Z" shaped clips are attached to the rear of each panel. An equal amount of clips are supplied to attach to the walls. The Z shape allows the clips on the panels to slide down over the clips on the walls. NOTE: A minimum gap of 1" must be left above the panels to leave room for the panels to lift over and slide down onto the wall-attached clips.

**PARTITION CLIPS** - A universal clip can be supplied that will allow Working Walls panels to attach to most partition systems including Steelcase, Haworth, Herman Miller, Allsteel, Knoll, Westinghouse, GF, Panel Concepts, American Seating, Krug, Transwall, and many others. The panels may have to be "modified" for good clip attachment.

**CONCEALED SPLINE** - If necessary, this type of mount is also available.



Z-Clip



Impaling Clip

# ORDERING PROCEDURE

Please read carefully prior to ordering:

## PRICING

1. To determine the base cost of the panel or baffle being ordered, refer to the specific price for that product. Using the six inch scale find the size of the panel being ordered. For example, a 37-1/2" x 92" board would be priced as a 42" x 96".
2. Once the base price has been established, be sure to add to the base price any upcharges for modifications to the standard panel specifications.
3. If ordering inlays, be sure to add all appropriate upcharges from the inlay price list.
4. If ordering COM and qualify for a discount, reduce final cost by that amount. (If given COM upcharges, be sure to add to final cost.)

## OTHER GUIDELINES WHEN ORDERING

1. Be sure to specify all edge and corner types needed.
2. Specify name and style number of fabric to be used.
3. If panels will be butting together, be sure to supply a simple line drawing or diagram.
4. Be sure to specify if panels need to be "modified".
5. ALWAYS INDICATE PANEL SIZES ON ORDER BY WIDTH X HEIGHT.

## COM ORDERS

Many orders are available to receive a 10% COM discount. The factory reserves the right to inspect and accept or reject any and all COM orders. Some upcharges may be necessary for fabrics that have repeats, are silk based, directional, etc. Samples and fabric data will be needed prior to pricing and order acceptance. When ordering with COM please indicate fabric width, panel sizes and quantities. This will enable us to verify the amount of fabric needed to complete the order. Please also indicate the ship date of the fabric so that we may expedite your order.

## GUILFORD FABRIC UPCHARGES

As indicated in our specifications, we offer all of Guilford's panels fabrics on our products. Our prices are based upon the FR701 Style 2100 standard fabric. For other types of Guilford fabrics the upcharges are as follows:

Anchorage	10% Upcharge	Network	20% Upcharge
Bailey	No Upcharge	Pavilion	25% Upcharge
Coastline	10% Upcharge	Pinball	15% Upcharge
Crosstown	10% Upcharge	Raku	15% Upcharge
Donegal Tweed	20% Upcharge	Regatta	15% Upcharge
Drift	15% Upcharge	Serendipity	30% Upcharge
FR701 Accents	20% Upcharge	Snapshot	15% Upcharge
Groove	15% Upcharge	Spinel	10% Upcharge
Hieroglyphics	30% Upcharge	Tempest	15% Upcharge
Lucida	No Upcharge	Vertical Surface Solids	20% Upcharge
Mingle	10% Upcharge	Zirconia	10% Upcharge
Muse	25% Upcharge		CALL FACTORY FOR OTHER FABRICS

# MOBILE PRESENTATION CENTER

## PRODUCT INFORMATION

A lightweight, rolling unit with a magnetic 30" x 48" dry erase marker board on one side and a tackboard on the other. Standard unit comes with Tablet Hooks to attach large paper pads to either face. Has ample storage space, including room for paper tablets, markers, literature, etc. Also has the capability to attach a projection screen to one face. Additional storage rack available for added storage capacity. See the brochure for more details.

SIN 711-20

Part #	Description
MP1-30	Standard Mobile Presentation Center
MP1-31	6 Color Dry Erase Marker and Eraser Kit
MP1-32	Projection Screen Attachment Accessory for MP1-30
MP1-33	50" x 50" Projection Screen
MP1-34	Storage Rack Accessory for MP1-30

The Mobile Presentation Center can be shipped via UPS.

Base Color is Charcoal

Tackboard Color is Gray Mix

**WORKING WALLS, INC.**

**100 Hayes Drive, Suite B**

**Cleveland, OH 44131**

**(216) 749-7850**

**FAX (216) 749-7855**

**Email: [info@workingwalls.com](mailto:info@workingwalls.com)**

**[www.workingwalls.com](http://www.workingwalls.com)**